

PLUG IN TYPE TERMINAL BLOCK

ETB 85,87 SERIES

PITCH=3.5mm (0.137inch)

FILE133988(R)

FEATURES


- Special wire protector design to ensure reliable wire clamping
- Be capable of clamping a wide range of wire diameters
- The male connector of plug using a twin leaf phosphor bronze contact mates with the female socket
- The female socket is mounted and soldered to the P.C.B.
- Good for insertion & withdrawal
- UL 94V-0 grade fire retardant engineering plastic used for the housing

APPLICATIONS

- Security system
- Auto control system of instrument
- Electromechanical interface
- Telecommunication
- Game controller

SPECIFICATIONS

- Pitch: 3.5mm(0.137inch)
- Wire range: 16 AWG to 28 AWG
- Rated: 6 Amp, 300 VAC
- Housing material: Polyamide 66 (UL 94V-0) resin
- Terminals: Tin plated over Brass
- Screws: Zinc plated over Steel
- Wire cage: Nickel Plated over Zinc Alloy
- Wire protector: Tin plated over Brass
- Dielectric strength: 2000 VAC (Min.)
- Insulation resistance: 500 M Ω , 500 VDC



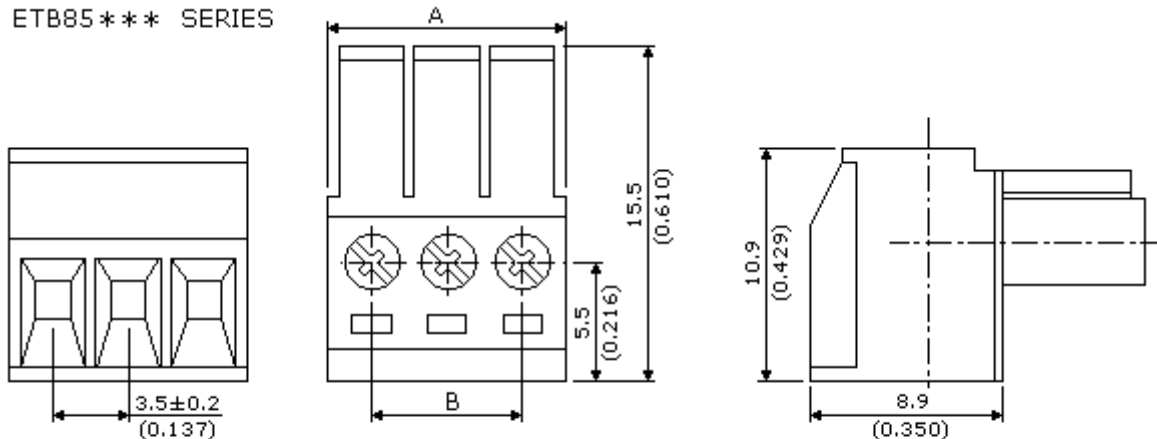
PART NUMBERING SYSTEM

ETB	85	03	0	G	0	00	X	
								+--- Z:Sn plated (lead free)
								+--- Special number
								+--- Screw type
								0:"+" screw
								1:"- " screw
								+--- Housing color:
								B:Blue, G:Green, K:Black
								+--- Terminal type:
								0:Body type
								1:Straight pin type
								2:Right angle type
								+--- Number of pins
								+--- Series: Dimensions and rated
								85:Male Connector of plug (Pitch=3.5mm)
								87:Female socket (Pitch=3.5mm)
								+--- Model

DRAWING

DIMENSIONS UNIT:mm(inch)

ETB85*** SERIES



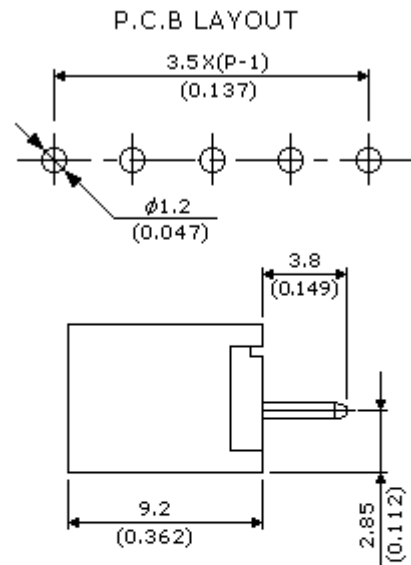
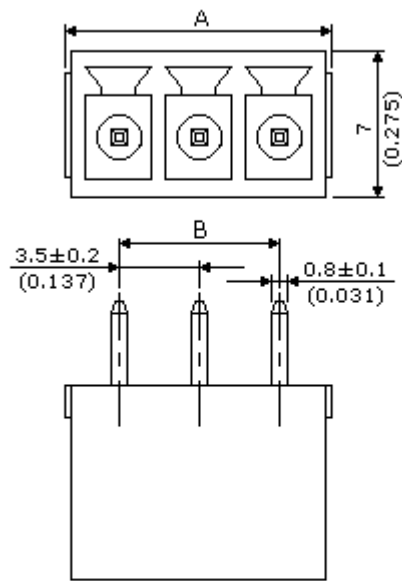
Pitch=3.5mm(0.137inch)

**NUMBER OF POLE 02~12.

POLE	2	3	4	5	6	7	8	9	10	11	12
A±0.5	7.5 (0.295)	11.0 (0.433)	14.5 (0.570)	18.0 (0.708)	21.5 (0.846)	25.0 (0.984)	28.5 (1.122)	32.0 (1.259)	35.5 (1.397)	39.0 (1.535)	42.5 (1.673)
B±0.5	3.5 (0.137)	7.0 (0.275)	10.5 (0.413)	14.0 (0.551)	17.5 (0.688)	21.0 (0.826)	24.5 (0.964)	28.0 (1.102)	31.5 (1.240)	35.0 (1.377)	38.5 (1.515)

DIMENSIONS UNIT:mm(inch)

ETB87**1 SERIES



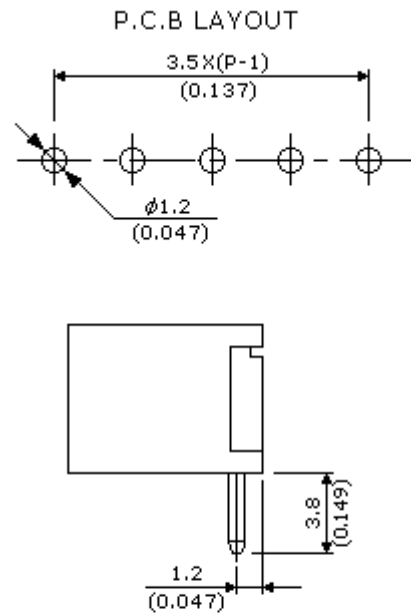
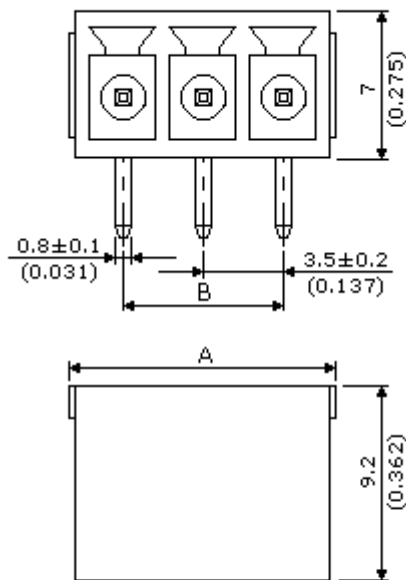
Pitch=3.5mm(0.137inch)

**NUMBER OF POLE 02~12.

POLE	2	3	4	5	6	7	8	9	10	11	12
A±0.5	8.4 (0.330)	11.9 (0.468)	15.4 (0.606)	18.9 (0.744)	22.4 (0.881)	25.9 (1.019)	29.4 (1.157)	32.9 (1.295)	36.4 (1.433)	39.9 (1.570)	43.4 (1.708)
B±0.5	3.5 (0.137)	7.0 (0.275)	10.5 (0.413)	14.0 (0.551)	17.5 (0.688)	21.0 (0.826)	24.5 (0.964)	28.0 (1.102)	31.5 (1.240)	35.0 (1.377)	38.5 (1.515)

DIMENSIONS UNIT:mm(inch)

ETB87**2 SERIES



Pitch=3.5mm(0.137inch)

**NUMBER OF POLE 02~12.

POLE	2	3	4	5	6	7	8	9	10	11	12
A±0.5	8.4 (0.330)	11.9 (0.468)	15.4 (0.606)	18.9 (0.744)	22.4 (0.881)	25.9 (1.019)	29.4 (1.157)	32.9 (1.295)	36.4 (1.433)	39.9 (1.570)	43.4 (1.708)
B±0.5	3.5 (0.137)	7.0 (0.275)	10.5 (0.413)	14.0 (0.551)	17.5 (0.688)	21.0 (0.826)	24.5 (0.964)	28.0 (1.102)	31.5 (1.240)	35.0 (1.377)	38.5 (1.515)